


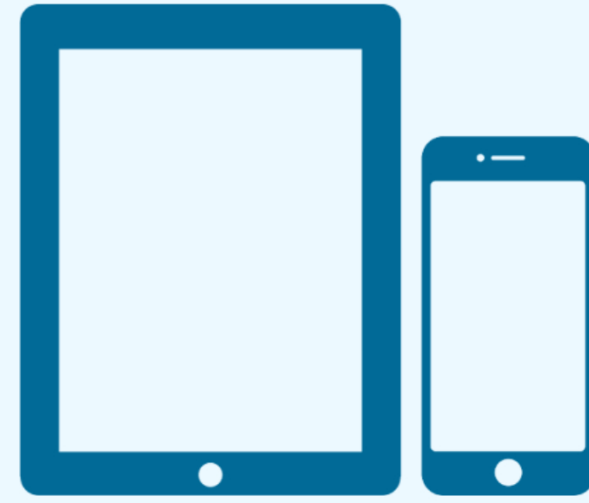
# PRINT GUIDE

You can print using the following devices



## PRINT FROM A LAPTOP


1. Open a browser and go to [print.princh.com](http://print.princh.com)
2. Enter the printer ID and upload your documents
3. Adjust your print settings
4. Pay using one of the available options




## PRINT FROM A MOBILE OR TABLET

1. Install the Princh app for iOS/Android or print without the app\*
2. Open your document and share it with the Princh app
3. Select the printer by scanning the QR code and adjust your settings
4. Pay using one of the available options

\* If you cannot or do not wish to install the mobile app, simply scan the QR code below with your device's camera and follow the instructions on the screen.



BLPL Ricoh

FORMAT	COLOR	PRICE	PRINTER ID
 LETTER	Black/White	\$0.10	 <b>103278</b>
	Color	\$0.25	
 LEGAL	Black/White	\$0.10	
	Color	\$0.25	